





PASTA PASTA
LOTSA PASTA

AIMEE LUCIDO + MAVISU DEMIRAĞ

ACTIVITY
BOOKLET



MAKE A RECIPE!



Cooking together is one of the many ways we can share our love with family. Use the space below to write down the ingredients and steps to a favorite family recipe: pasta, cookies, pizza, or anything else your family loves!

1/2  *Flour*

Family Recipe



INGREDIENTS:

STEPS:

 *1 cup* +  +   +  



**PASTA PASTA
LOTSA PASTA**




BY **AIMEE LUCIDO**
ILLUSTRATED BY **MAVISU DEMIRAG**

Illustrations © 2024 by Mavisu Demirag


REPRODUCIBLE



LOTSA PASTA!



Pasta comes in so many different shapes and sizes. Ask an adult to help cut out the cards below. Then lay them all upside down and take turns flipping two at a time with a friend. If the cards do not match, flip them back down. If they do, keep the pair. The player with the most matches wins!



**PASTA PASTA
LOTSA PASTA**




BY **AIMEE LUCIDO**
ILLUSTRATED BY **MAVISU DEMIRAĞ**

Illustrations © 2024 by Mavisu Demirağ


REPRODUCIBLE



MAKE YOUR OWN PASTA!



Pasta can be long, short, flat, rolled, scrunched up, and wiggly.
Use the plate below to draw your very own pasta!



**PASTA PASTA
LOTSA PASTA**



BY **AIMEE LUCIDO**
ILLUSTRATED BY **MAVISU DEMIRAĞ**

Illustrations © 2024 by Mavisu Demirağ

REPRODUCIBLE

